

Audi A3

Current Flow Diagram

No. 80 / 1

04.2011

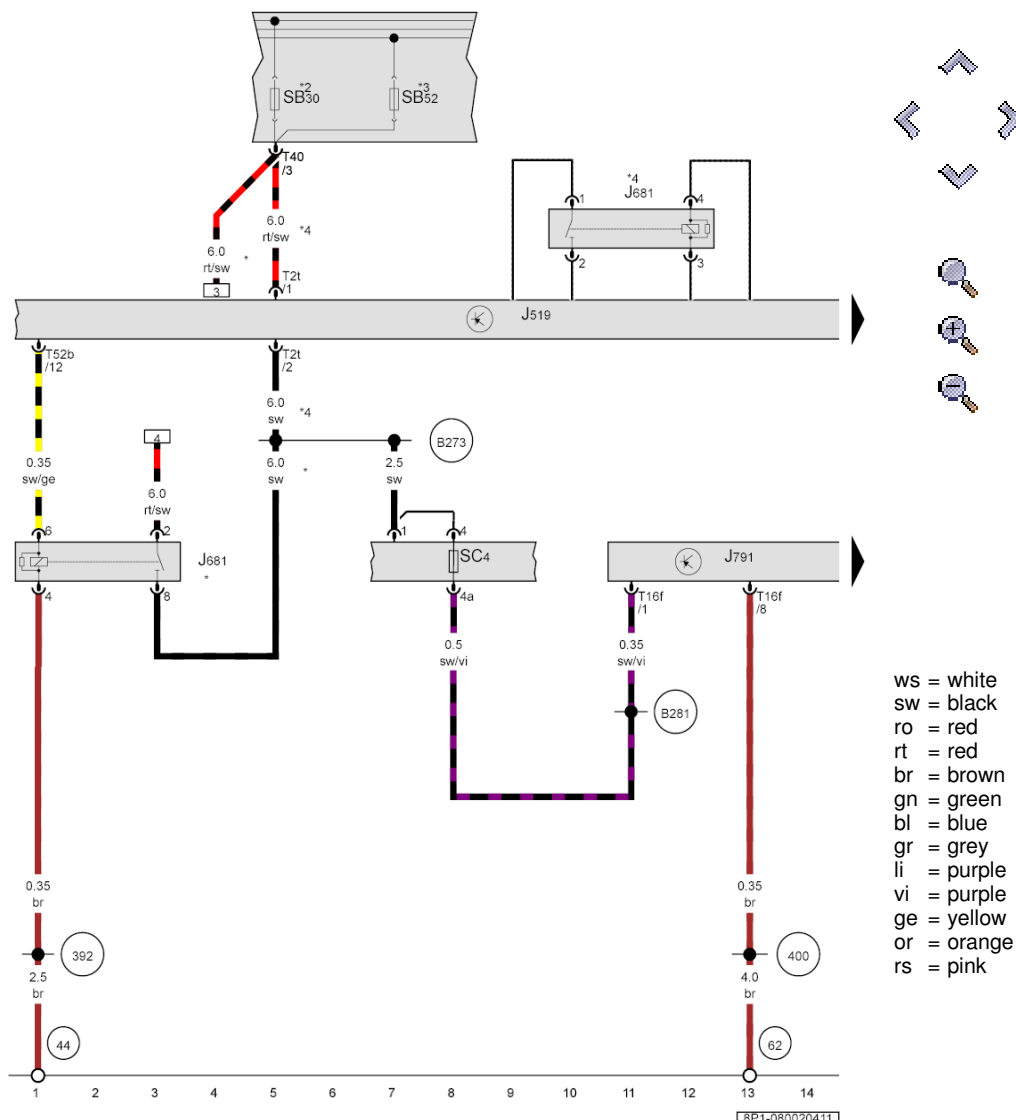
Parking aid (PDC) with park assist steering (Park Assist)

From May 2008

Audi A3

Current Flow Diagram

No. 80 / 2



Onboard supply control unit, Terminal 15 voltage supply relay 2, Park assist steering control unit

- J519 - Onboard supply control unit
- J681 - Terminal 15 voltage supply relay 2
- J791 - Park assist steering control unit
- SC4 - Fuse 4 on fuse holder C
- SB30 - Fuse 30 on fuse holder B
- SB52 - Fuse 52 on fuse holder B
- T2t - 2-pin connector
- T16f - 16-pin connector
- T40 - 40-pin connector
- T52b - 52-pin connector
- 44 - Earth point, lower part of left A-pillar
- 62 - Earth point, right C-pillar
- 392 - Earth connection 27, in main wiring harness
- 400 - Earth connection 35, in main wiring harness
- B273 - Positive connection (15), in main wiring harness
- B281 - Positive connection 5 (15a) in main wiring harness
- * - From May 2009
- *2 - E-box low
- *3 - E-box high
- *4 - Up to April 2009

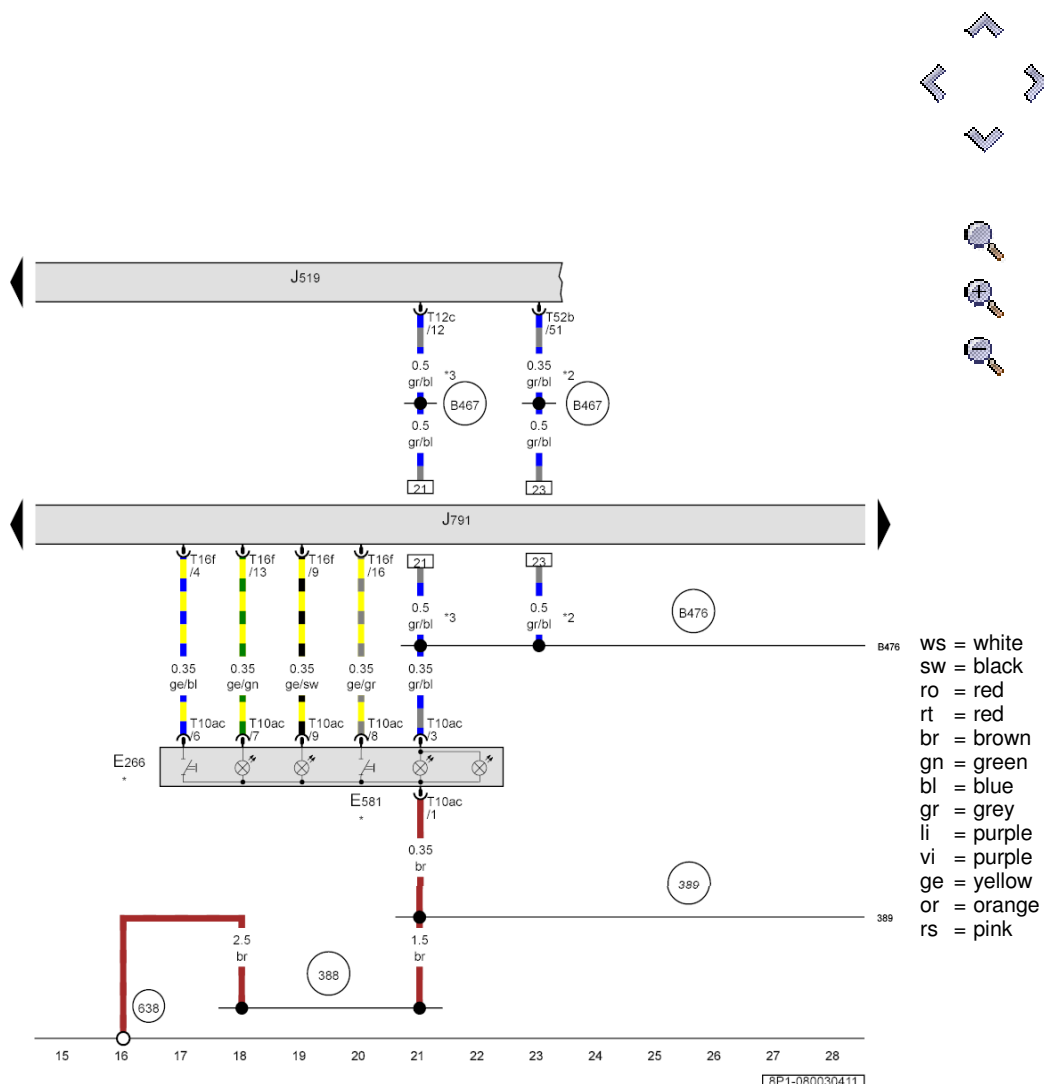
Audi A3

Current Flow Diagram

No. 80 / 3

**Parking aid button, Park assist steering button,
Onboard supply control unit, Park assist steering
control unit**

- E266 - Parking aid button
- E581 - Park assist steering button
- J519 - Onboard supply control unit
- J791 - Park assist steering control unit
- T10ac - 10-pin connector
- T12c - 12-pin connector
- T16f - 16-pin connector
- T52b - 52-pin connector
- 388 - Earth connection 23, in main wiring harness
- 389 - Earth connection 24, in main wiring harness
- 638 - Earth point, on right A-pillar
- B467 - Connection 3, in main wiring harness
- B476 - Connection 12, in main wiring harness
- * - gradual introduction
- *2 - From May 2009
- *3 - Up to April 2009





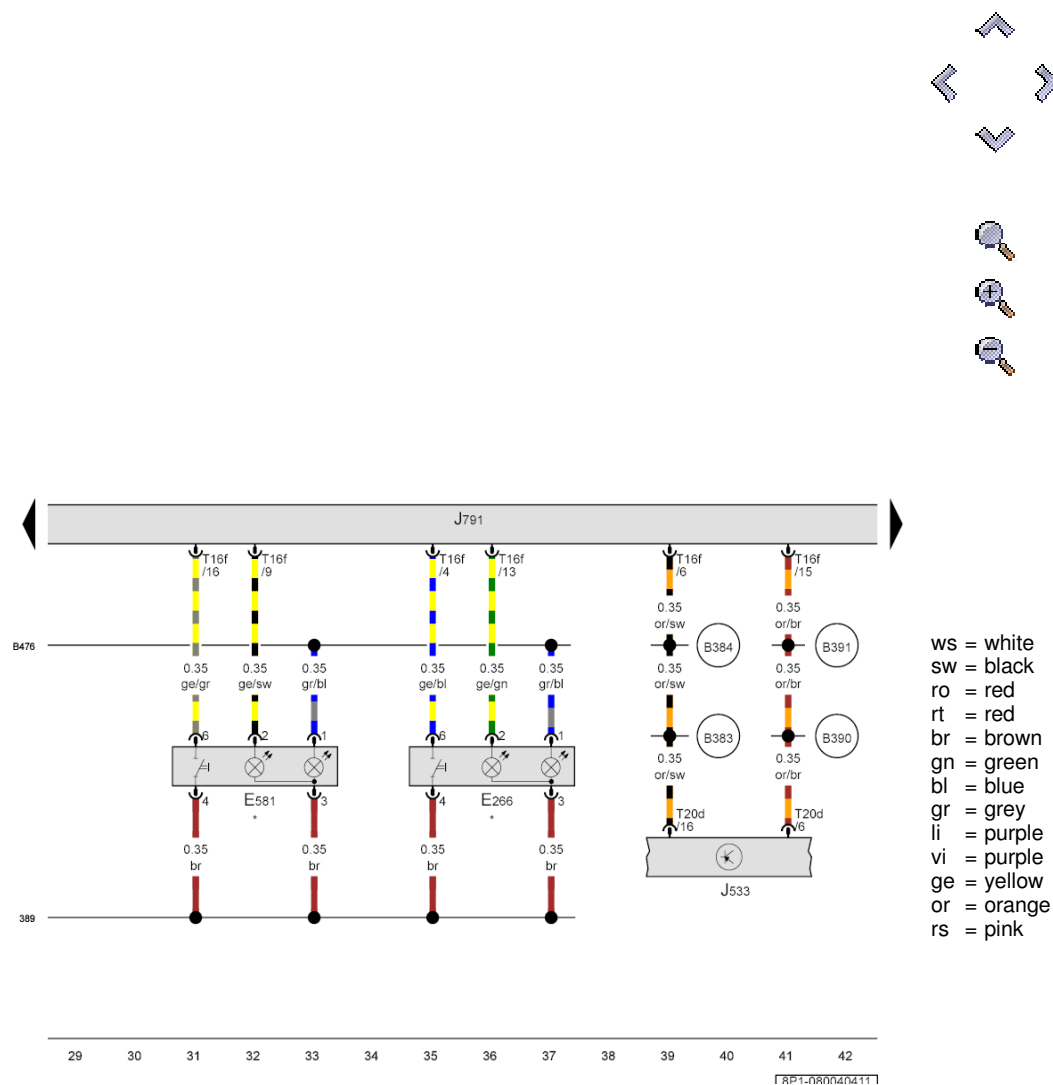
Audi A3

Current Flow Diagram

No. 80 / 4

Parking aid button, Park assist steering button, Data bus diagnostic interface, Park assist steering control unit

- E266 - Parking aid button
- E581 - Park assist steering button
- J533 - Data bus diagnostic interface 
- J791 - Park assist steering control unit 
- T16f - 16-pin connector
- T20d - 20-pin connector
- 389 - Earth connection 24, in main wiring harness
- B383 - Connection 1 (powertrain CAN bus, high), in main wiring harness
- B384 - Connection 2 (powertrain CAN bus, high), in main wiring harness
- B390 - Connection 1 (powertrain CAN bus, low), in main wiring harness
- B391 - Connection 2 (powertrain CAN bus, low), in main wiring harness
- B476 - Connection 12, in main wiring harness
- * - Gradually discontinued



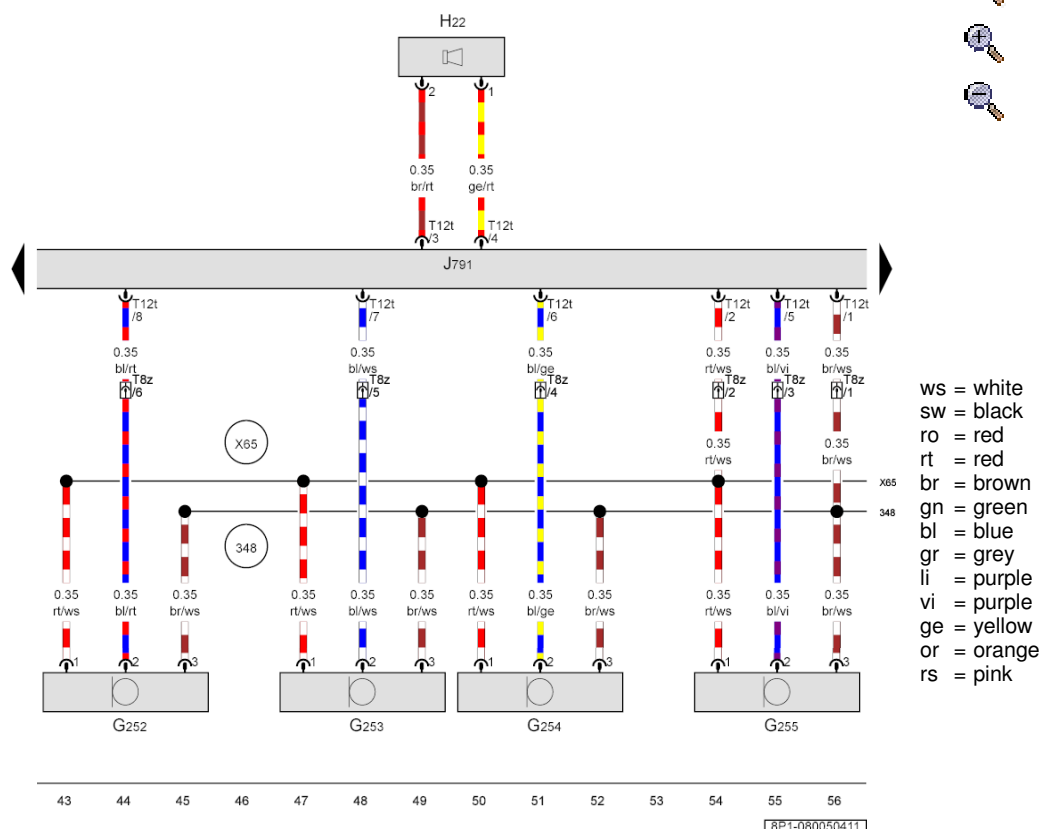
Audi A3

Current Flow Diagram

No. 80 / 5

Front right parking aid sender, Front centre right parking aid sender, Front centre left parking aid sender, Front left parking aid sender, Park assist steering control unit

- G252 - Front right parking aid sender
- G253 - Front centre right parking aid sender
- G254 - Front centre left parking aid sender
- G255 - Front left parking aid sender
- H22 - Front parking aid warning buzzer
- J791 - Park assist steering control unit
- T8z - 8-pin connector
- T12t - 12-pin connector
- 348 - Earth connection (parking aid), in front bumper wiring harness
- X65 - Connection (parking aid), in front bumper wiring harness



Audi A3


Current Flow Diagram

No. 80 / 6

Front left sender for park assist steering on left side of vehicle, Front right sender for park assist steering on right side of vehicle, Park assist steering control unit

G568 - Front left sender for park assist steering on left side of vehicle

G569 - Front right sender for park assist steering on right side of vehicle

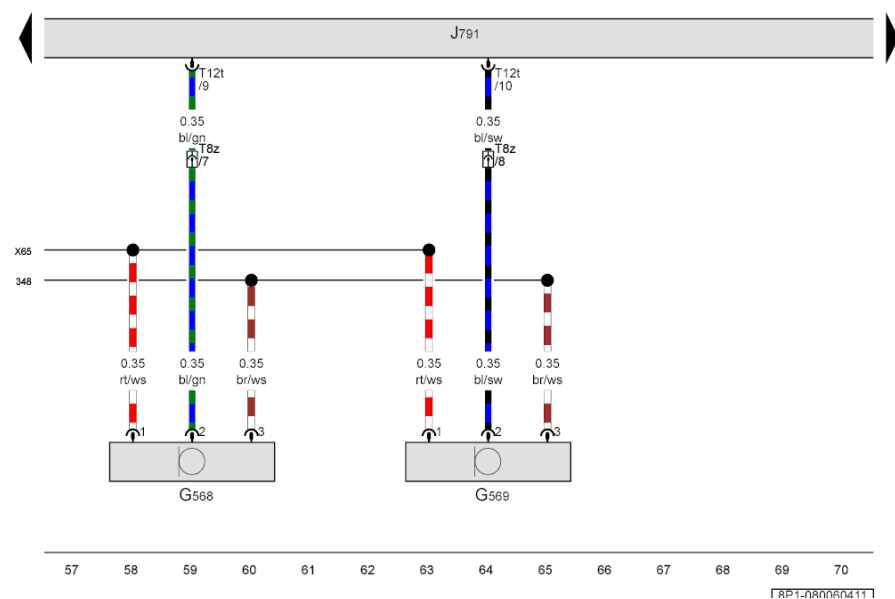
J791 - Park assist steering control unit 

T8z - 8-pin connector

T12t - 12-pin connector

348 - Earth connection (parking aid), in front bumper wiring harness

X65 - Connection (parking aid), in front bumper wiring harness



Audi A3

Current Flow Diagram

No. 80 / 7

Rear left parking aid sender, Rear centre left parking aid sender, Rear centre right parking aid sender, Rear right parking aid sender, Park assist steering control unit

- G203 - Rear left parking aid sender
- G204 - Rear centre left parking aid sender
- G205 - Rear centre right parking aid sender
- G206 - Rear right parking aid sender
- H15 - Rear parking aid warning buzzer
- J791 - Park assist steering control unit
- T12i - 12-pin connector
- T16f - 16-pin connector
- 352 - Earth connection (parking aid), in rear bumper wiring harness
- X68 - Positive connection (parking aid), in rear bumper wiring harness

